

Knowledge Exchange Framework

Decisions for the first iteration

Report detailing the decisions taken by
Research England for the implementation of
the first iteration of the Knowledge Exchange
Framework

Web: <https://re.ukri.org>

Twitter: [@ResEngland](https://twitter.com/ResEngland)

Email: [Subscribe to email alerts](#)

Knowledge Exchange Framework

To	Heads of Research England-funded higher education institutions
Of interest to those responsible for	Knowledge Exchange, including directors of knowledge exchange and PVC Research and Enterprise/Innovation
Reference	RE-P-2020-01
Publication date	16 January 2020
Enquiries to	Sacha Ayres KEF@re.ukri.org 0117 931 7385

Contents

Introduction	3
Eligibility and timescales	3
Clustering	5
Perspectives and Metrics.....	6
Normalisation strategy for metrics and perspectives.....	13
Narrative statements.....	16
Presentation of results	18
Annex A – Institutions in scope for the KEF	20
Annex B - Metric selection and testing	24

Introduction

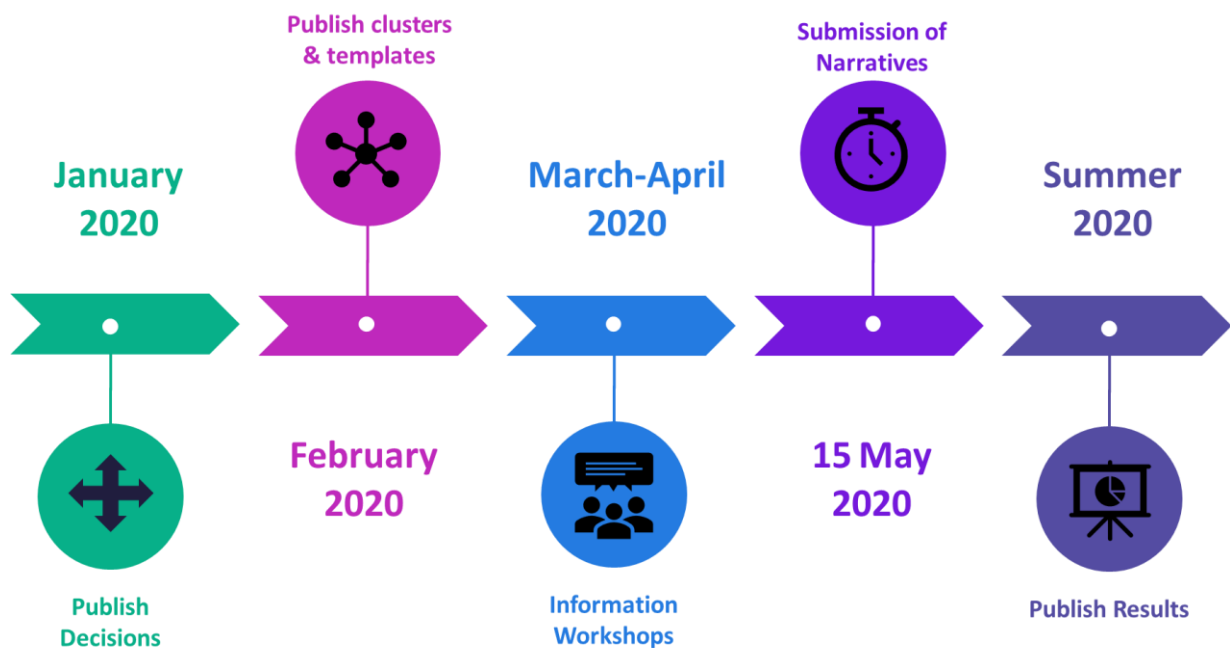
1. In January 2019 we published a consultation on our proposals for the Knowledge Exchange Framework (KEF). This was launched in response to the commission set out in the Government's Industrial Strategy White Paper which asked us to develop a Knowledge Exchange Framework, as detailed in the [November 2017 ministerial letter](#).
2. At the same time, English Higher Education Institutions (HEIs) were invited to participate in a pilot exercise to further test and refine the proposals outlined in the consultation. We selected 21 institutions in order to provide a broad geographical, subject and cluster distribution across England. Participants engaged in a series of workshops between March and May 2019. [The outcomes of both exercises](#) have helped us to refine these initial proposals.
3. This document now sets out how we will implement the first iteration of the KEF. It explains our decisions on its design, including the metrics, inclusion of narrative statements and how and when we expect to publish the results. The KEF forms part of our KE policy work and will sit alongside the sector-led KE concordat, which is currently in development.

Eligibility and timescales

4. This first iteration of the KEF will take place in the current academic year 2019/20. All Higher Education Institutions (HEIs) eligible to receive Research England Higher Education Innovation Fund (HEIF) funding in this current academic year are in scope for this exercise. A list of such institutions may be found in Annex A.
5. The KEF is taking a metrics-led approach, although it also includes a narrative component. As previously advised, all proposed KEF metrics use existing data sources that are already collected via existing statutory returns or other means. The decisions detailed in this report, as compared to the proposals described in the consultation, do not change this position. This reflects the minimal burden of this exercise as there is no need for any institution to gather or submit new metrics for this iteration of the KEF.
6. The narrative component of the KEF will consist of three brief narrative statements as described in this document. For this first iteration, submission of the narrative component of the KEF is not compulsory, however we intend to publish in summer 2020 the KEF metrics of all institutions in receipt of HEIF in this 2019/20 academic

year. Therefore, institutions in receipt of HEIF in this academic year 2019/20 are strongly encouraged to submit narrative information to contextualise their results.

7. Institutions eligible for Research England HEIF funding in the academic year 2019/20, but whom did not receive any funding, will be included in the sector wide cluster average calculations but we not automatically publish their individual institutional metrics. These institutions are also encouraged to participate and if advance notification is given and narrative statements are submitted to Research England they will be included in the presentation of results. Institutions in this category who wish to take part should email KEF@re.ukri.org to confirm their intention to submit narrative statements as soon as they are able and no later than **17:00 on Friday 27 March 2020 and return the completed templates by 17:00 on Friday 15 May 2020**.
8. It is likely that full participation in the KEF (i.e. submission of brief narratives) will become a condition of Research England funding from the academic year 2020/21.
9. This report will be followed by publication of the narrative templates and final cluster membership in February 2020. If institutions in scope for this exercise wish to have their narrative templates published alongside their results, the completed templates should be returned by **17:00 on Friday 15 May 2020** to KEF@re.ukri.org.
10. The implementation timeline for the first iteration of the KEF is summarised below:



Clustering

11. Following the outcomes of the KEF consultation and pilot exercise, we consider that seven of the eight proposed clusters are suitable for the purpose of meaningful and fair comparison. These seven comprise the five general clusters, plus the 'STEM specialists' and 'Arts specialists' clusters. Members of the proposed 'Social Science and Business' (SSB) specialists cluster will be subsumed into the remaining seven clusters as described below.
12. Our view is that the cluster variables represent a 'capability base' which can be thought of as quasi-fixed in the medium-term, but can change over the longer-term through investments in research, teaching and related physical capital. We will therefore periodically re-cluster all English HEIs as new data becomes available (particularly REF data). The exact timescales for re-clustering will be considered as part of the review of this iteration of the KEF.
13. In exceptional circumstances we may reallocate institutions on an ad-hoc basis outside of the formal re-clustering process. Such exceptional circumstances may include (but are not limited to) mergers, demergers or other significant events which we believe will have a material effect on the institution's capability base. Any institution that wishes us to consider this should make a written request to KEF@re.ukri.org.
14. Following the consultation feedback, the descriptions of the clusters have been revised to ensure greater emphasis on what cluster members *do* and what makes them unique, rather than what they *do not* do.
15. SSB specialist cluster
 - a. Following the closure of an SSB cluster member and transfer of another to the 'Arts specialist' cluster, the remaining cluster of three institutions was considered too small for meaningful comparison. We will engage with each remaining member to reassign them to one of the other seven clusters.
16. STEM specialist cluster
 - a. Whilst we have carefully considered the comments received during the consultation and pilot workshops in relation to the STEM cluster, no obvious alternative grouping has been found. We therefore plan to utilise this cluster in its current form. However, it will be subject to evaluation and potential review following the publication of the first results.

17. New entrants

- a. HEIs that have entered the sector after the cluster analysis was undertaken will be included and their placement in a cluster determined on the basis of available data. Where the full range of data is not yet available, we will endeavour to engage with the new entrant to determine the most appropriate cluster in which to place them.

18. Final cluster groupings (incorporating changes to the SSB cluster and any new entrants to the sector) will be published alongside the KEF narrative submission templates in February 2020.

Perspectives and Metrics

19. The seven perspectives described in the original proposal will be taken forward in the first iteration of the KEF to ensure that a broad range of KE activities are represented.

20. For each perspective, a number of proposals for alternative metrics were made through the consultation and pilot exercise. Whilst each proposal was reviewed, in the interest of maintaining a low burden exercise, only those metrics with data gathered through existing statutory returns, or available from other UKRI or external sources were considered for this first iteration. Proposals made that required additional data collection have been recorded and will be considered and - where appropriate - developed via a separate programme of work for future iterations of the KEF.

21. A summary of the metric selection process can be found in Annex B. New metrics were modelled and reviewed both individually and as part of their overarching perspective and were selected on the basis that they provided suitable coverage and balance. The metrics selected for each perspective are summarised in Table 1, with changes following the consultation highlighted in blue.

22. A detailed description of the source data (e.g. the HE-BCI table references) for each metric are available as a separate download from <https://re.ukri.org/news-events-publications/publications/>.

23. All metrics described in this document will be subject to review as part of the first KEF evaluation, which will follow the publication of the first set of results in the Summer. Metrics that have been removed for this iteration may be subject to future development work and subsequently re-introduced to future iterations of the KEF.

Table 1: Summary of the perspectives and metrics that will be used in the first iteration of the KEF.

Perspective	Metrics proposed in 2019 KEF consultation	Metrics chosen for first iteration of the KEF to be published in 2020
Research Partnerships	Contribution to collaborative research (cash and in-kind) as proportion of public funding	Contribution to collaborative research (cash) as proportion of public funding
	Co-authorship with non-academic partners as a proportion of total outputs (data provider TBD)	Co-authorship with non-academic partners as a proportion of total outputs (data provider TBD)
Working with business	Innovate UK income (KTP and grant) as proportion of research income	Innovate UK income (KTP and grant) as proportion of research income
	Contract research income with businesses per academic FTE	HE-BCI Contract research income with non-SME business normalised for institution size by HEI Income
		HE-BCI Contract research income with SME business normalised for institution size by HEI Income
	Consultancy income with businesses per academic FTE	HE-BCI Consultancy and facilities & equipment income with non-SME business normalised for institution size by HEI Income
HE-BCI Consultancy and facilities & equipment income with SME business normalised for institution size by HEI Income		
Working with the public and third sector	HE-BCI Contract research income with the public and third sector per academic FTE	HE-BCI Contract research income with the public and third sector normalised for institution size by HEI Income
	HE-BCI Consultancy income with the public and third sector per academic FTE	HE-BCI Consultancy and facilities & equipment income with the public and third sector normalised for institution size by HEI Income
Skills, enterprise and entrepreneurship	HE-BCI CPD/CE income per academic FTE	HE-BCI CPD/CE income normalised for institution size by HEI Income
	HE-BCI CPD/CE learner days delivered per academic FTE	HE-BCI CPD/CE learner days delivered normalised for institution size by HEI Income

Perspective	Metrics proposed in 2019 KEF consultation	Metrics chosen for first iteration of the KEF to be published in 2020
	HE-BCI Graduate start-ups rate by student FTE	HE-BCI Graduate start-ups rate by student FTE
Local growth and regeneration	Regeneration and development income from all sources per academic FTE	Regeneration and development income from all sources normalised for institution size by Income
	Additional narrative/contextual information	Additional narrative/contextual information
IP and Commercialisation	Research resource (income) per spin-out	Estimated current turnover of all active firms per active spin-out
	Average external investment per formal spin-out	Average external investment per formal spin-out
	Licensing and other IP income as proportion of research income	Licensing and other IP income as proportion of research income
Public and community engagement	Time per academic staff FTE committed to public and community engagement (paid and free) across: <ul style="list-style-type: none"> • Events • Performances • Museums and galleries 	Provisional score based on self-assessment developed with NCCPE. Optional submission to Research England as part of narrative template to be provided in February 2020.
	Additional narrative/contextual information	Additional narrative/contextual information

Table 1: Summary of the perspectives and metrics that will be used in the first iteration of the KEF. Metrics that have been modified since the consultation are highlighted by a blue background. The specific elements of metrics that have been changed are highlighted in **bold text**.

Further information on changes

24. The following paragraphs provide further details on the rationale for the changes summarised in Table 1 above.

Normalisation strategy

25. We previously proposed using the number of Full Time Equivalent (FTE) staff on academic contracts to normalise for institutional size. However, the feedback we received suggested that this may lead to a focus on individual academic staff when

the KEF is designed to be an institutional level exercise. After consulting with stakeholders, metrics that were previously normalised by staff FTE will now be normalised by ‘HEI Income’ combining the following categories from the HESA finance record:

- Tuition fees and education contracts
- Funding body grants
- Research grants and contracts

26. There is a high correlation (Spearman’s rank correlation >0.98) between staff FTE and combined Income from the categories listed above. The data does not follow a normal distribution and so absolute values were used to calculate ranked English HEI values, before calculating the correlation using Spearman’s rank correlation (see Figure 1, below).

Figure 1: Correlation of sector ranked HEI income and sector ranked academic staff FTE

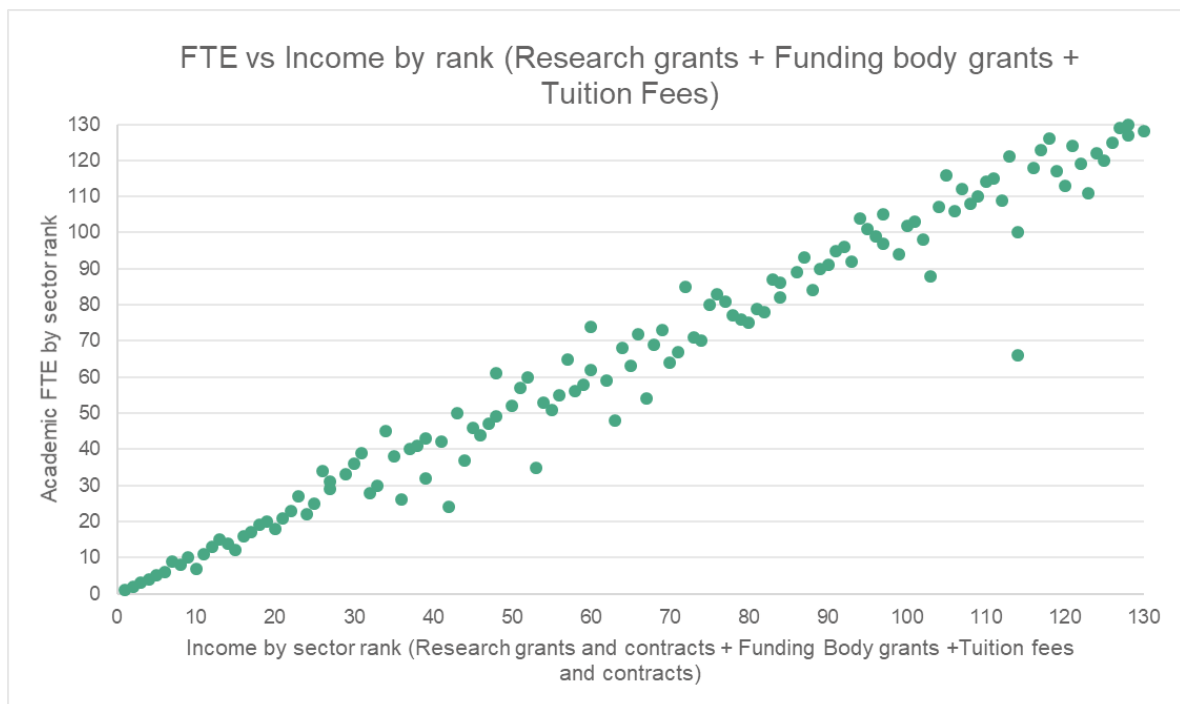


Figure 1: Correlation of HEIs sector rank of combined income from tuition fees and education contracts, funding body grants and research grants and contracts against HEIs sector rank of Full Time Equivalent (FTE) staff on academic contracts (excluding atypical). All data were taken from the open data resource provided by HESA (www.hesa.ac.uk) and are presented under the open data licence: CC-BY-4.0. These data do not follow a normal distribution and so the FTE from AY15-16, AY16-17 and AY17-18 were summed and institutions were assigned rank values within the English HE sector. The same method was applied to the selected income categories before calculating the correlation between FTE and income using Spearman’s rank correlation. Spearman’s rank correlation = 0.985 using this method.

Research Partnerships:

27. The 'in-kind' contribution to collaborative research will be excluded from the first iteration of the KEF in response to concerns raised over variation in practice in the recording of in-kind contributions. This will be revisited for future iterations of the KEF.
28. Co-authorship with non-academic partners as a proportion of total outputs will remain in this perspective, subject to a suitable data provider being commissioned.

Working with Business

29. Innovate UK income as a proportion of research income will remain in this perspective.
30. Contract research will no longer combine income from SME and non-SME sources. Instead, these data will be considered in two separate metrics under this perspective. This reflects the typically lower average value of contracts with SMEs.
31. Consultancy income will now be combined with income from facilities and equipment in two separate metrics for SME and non-SME businesses. We recognise the practical difficulties in attributing income to equipment & facilities use vs. consultancy in some cases and this method will prevent any distortion in the recording of the two categories from the underlying HE-BCI dataset.

Working with the public and third sector

32. Contract research income will remain the same.
33. Consultancy income will now be combined with income from facilities and equipment to form a new metric for the same reason as described in paragraph 31.

Skills, enterprise and entrepreneurship

34. Metrics under this perspective will remain the same as proposed in the consultation.

Local growth and regeneration

35. The metric proposed under this perspective will remain the same. As detailed in the report on the consultation and pilot outcomes, we considered adding a metric covering investments made by an HEI in this area, but an initial investigation has

shown that such a metric is potentially complex to define and requires further development.

36. This perspective will include a narrative statement to be submitted in advance of publication via a template to be provided by Research England. Further detail is provided in the 'Narrative Statements' section of this report, below.

IP and Commercialisation

37. 'Research resource (income) per spin-out (newly registered companies)' will be removed. This metric was very sensitive to small changes in the data. The dataset was also highly concentrated (see Figure 2, below), resulting in a large proportion of the sector returning a three-year average of zero. Longer time-series were considered to address the time lag between funding and spinning out companies, but this was not sufficient to resolve the issue.
38. A new metric of 'Estimated current turnover of all active firms, per active spin-out' will be added. This addresses concerns that the proposed metric of external investment per spin-out did not sufficiently recognise spin-outs that do not require external investment.
39. 'Average external investment per formal spin-out' and 'Licensing and other IP income as proportion of research income' will remain unchanged.

Figure 2: Distribution of spin-outs reported by English HEIs

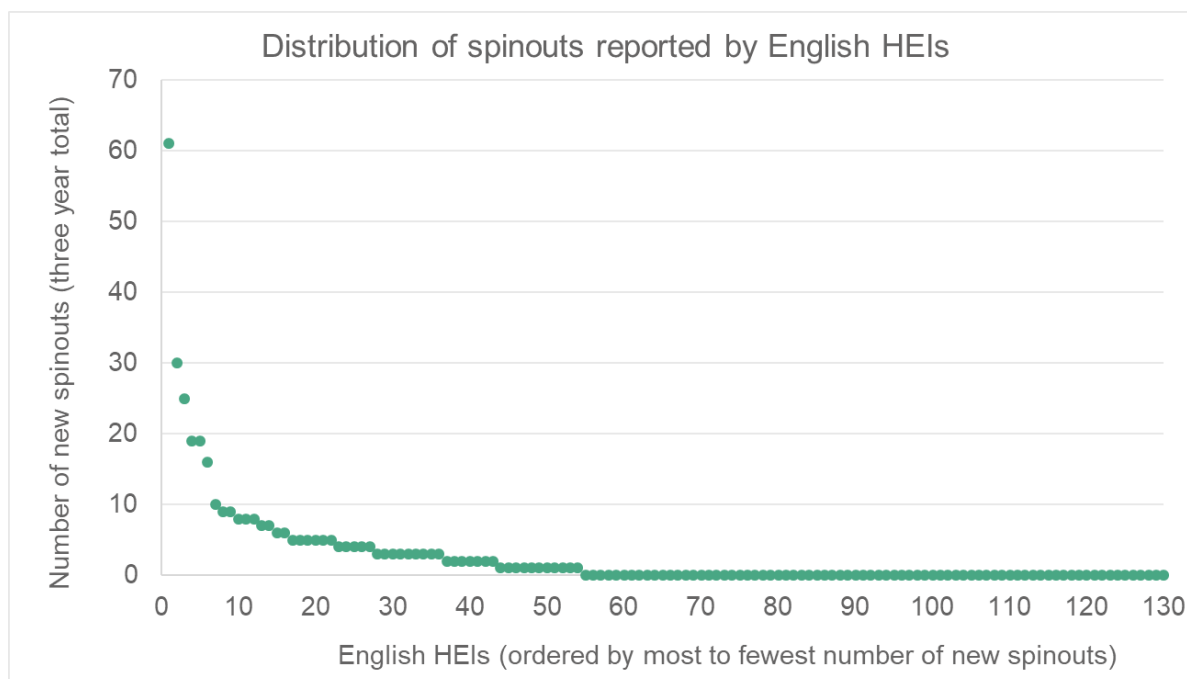


Figure 2: Distribution of spin-outs reported by English HEIs. All data were taken from the open data resource provided by HESA (www.hesa.ac.uk) and are presented under the open data licence: CC-BY-4.0. Data from AY15-16, AY16-17 and AY17-18 were summed for each institution and ordered by those reporting the most to the fewest number of new spin-outs.

Public and Community Engagement

40. The previously proposed metric for this perspective will not be used in this iteration. The detailed examination of the metric through the pilot workshop revealed that it was not currently suitable to inform institutional-level performance comparisons for public and community engagement. This view was supported by the responses to the consultation.
41. Research England has been working with the National Co-ordinating Centre for Public Engagement (NCCPE) to explore alternative options. For this first iteration of the KEF we will trial a metric derived from a form of self-assessment developed with the NCCPE. Full details will be published alongside the narrative templates in February 2020.
42. We do not anticipate that the self-assessment component will add burden beyond that already imposed by the inclusion of narrative.

43. In this first iteration of the KEF, as with the main narrative, the submission of the trial self-assessment data will be optional. However, we strongly encourage eligible institutions to submit data to provide a meaningful dataset for evaluation.
44. The perspective will also include a narrative statement to be submitted in May 2020 on a template to be provided by Research England. Further detail is provided in the 'Narrative statements' section of this report, below.

Normalisation strategy for metrics and perspectives

45. This section provides detail on how the above metric values will be calculated.
46. Firstly, data from the three most recent years will be used to calculate the mean average for each metric using one of the two methods given in the example below, where 'a' is the numerator and 'b' is the denominator of the metric, for each of the three years of data.
47. For example, for the metric "HE-BCI Contract research income with non-SME business normalised for institution size by HEI Income", the three years of 'Contract research income' (the numerators) are represented by a_1 , a_2 and a_3 , whilst the total 'Incomes' for each of the three years (the denominators as described in para. 24) are represented by b_1 , b_2 and b_3 below:

a_1	b_1	a_2	b_2	a_3	b_3
Year 1 Numerator	Year 1 Denominator	Year 2 Numerator	Year 2 Denominator	Year 3 Numerator	Year 3 Denominator

Average Method 1:

$$\frac{(a_1 + a_2 + a_3)}{(b_1 + b_2 + b_3)}$$

Average Method 2:

$$\frac{\left(\frac{a_1}{b_1}\right) + \left(\frac{a_2}{b_2}\right) + \left(\frac{a_3}{b_3}\right)}{3}$$

48. The averaging method selected for each metric will depend on which is most appropriate for the underlying data set. For example:

- a. Method 1 will be used where the dataset has zero values in the denominator of one or more of the three years being averaged (which would otherwise result in a 'divide by zero' error when using method 2). An example of this is shown in Table 2, below.
- b. For all other metrics, method 2 will be used. For each metric, the averaging method used will be clearly indicated.

Table 2: Comparison of the results of applying averaging method 1 and 2 to an example data set.

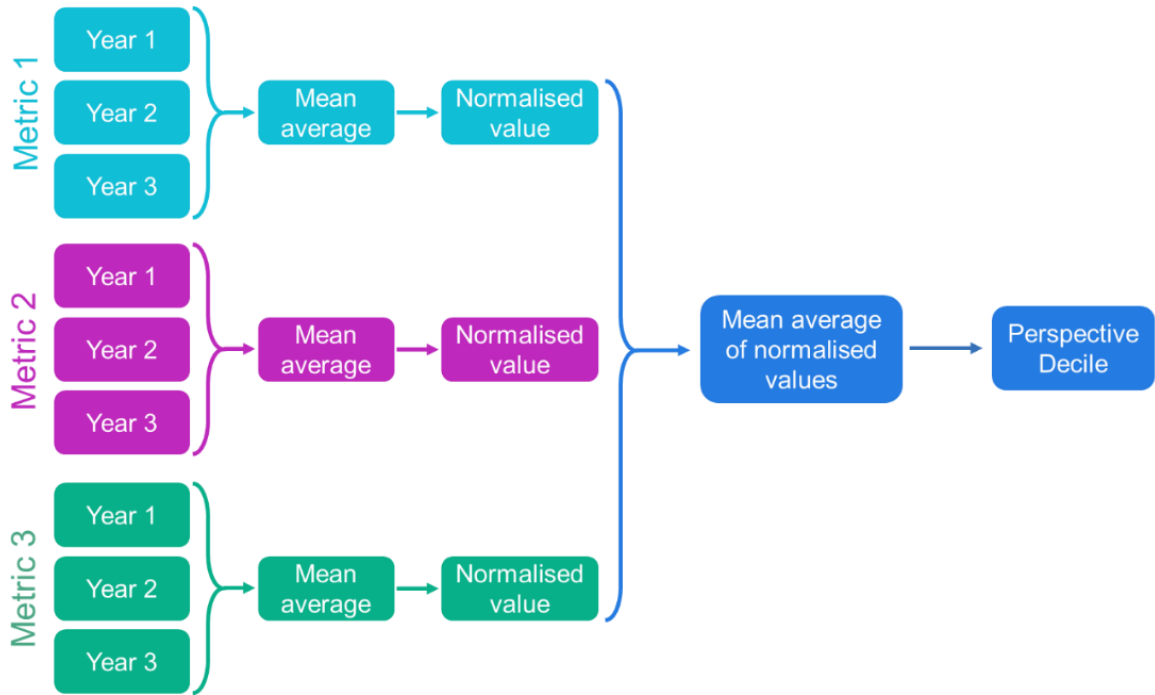
	a ₁	b ₁	a ₂	b ₂	a ₃	b ₃		
	Year 1 Numerator	Year 1 Denominator	Year 2 Numerator	Year 2 Denominator	Year 3 Numerator	Year 3 Denominator	Method 1	Method 2
HEI 1	0	3	0	5	0	5	0.00	0.00
HEI 2	2	3	2	5	2	5	0.46	0.49
HEI 3	0	0	2	5	2	5	0.40	#DIV/0!

49. Once the three-year average for each metric has been calculated, we will use feature scaling to normalise to a 0-1 scale, using the formula below, where x' is the normalised value and x is the original value calculated in the previous step.

$$x' = \frac{x - \min(x)}{\max(x) - \min(x)}$$

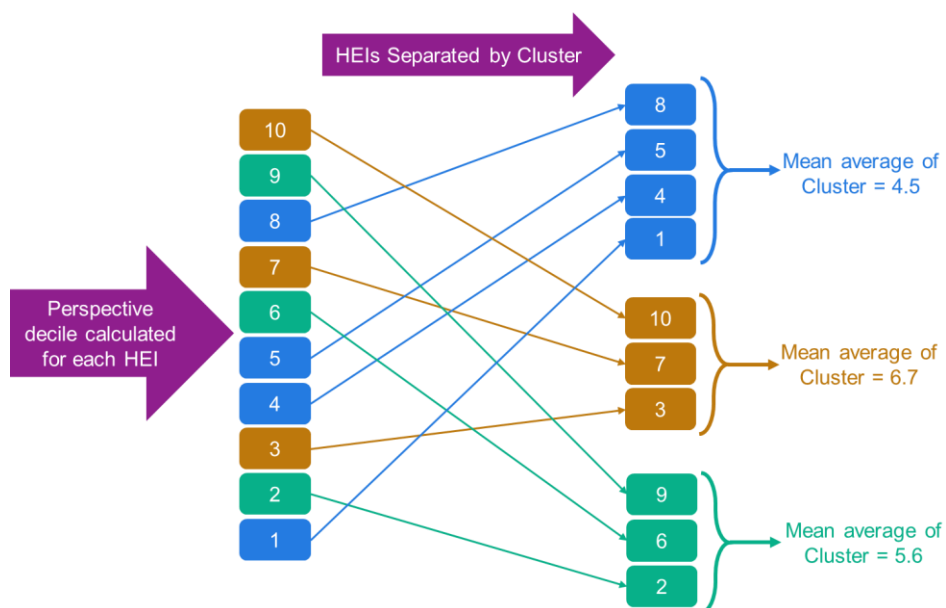
50. To calculate the perspective decile; first the mean average of all the normalised metrics in the perspective is calculated. This figure is then used to calculate the decile rank for each institution in that perspective. An example of this process for a perspective with three metrics is shown in Figure 3.

Figure 3: Example process for calculating a perspective decile for an individual HEI



51. Cluster benchmarks are calculated by taking the mean average of the deciles of institutions belonging to that cluster for each perspective as shown in Figure 4, below.

Figure 4: Calculation of cluster averages



Narrative statements

52. The stated purposes of the narrative statements are to:

- a. Act as a 'marker' to support limited metrics that do not fully describe the activity in the perspectives of 'Public and Community Engagement' and 'Local Growth and Regeneration'.
- b. Be useful statements, contributing focused descriptions of contextual factors that shape the activity with clearly evidenced examples of outputs and outcomes.
- c. Allow a degree of comparison between institutions by presenting narratives in a structured form.
- d. Offer the potential to identify future metrics that may be incorporated into future iterations of the KEF.

53. We believe that such narrative is an important feature of the KEF and we will retain the two proposed narratives. However, to reduce the potential for duplication identified during the pilot exercise, we will also ask HEIs to provide a separate short statement on their institutional context. There will therefore be a total of three narratives. We consider that this does not impose any additional burden. Indeed, this additional narrative has the potential to reduce duplication arising from describing institutional context across the two perspective narratives. The three narratives are described below:

- a. **Institutional context** – a brief statement setting out the geographic, economic and social context within which the higher education institution is operating. Including an institutional contact point for KEF enquiries. The information contained within this statement will not be used to normalise any of the metrics or perspectives across clusters.
- b. **Public and Community Engagement** – a statement i) identifying the public and community groups served by the institution and how their needs have been identified; ii) description of the targeted activities that are undertaken to meet these needs; and iii) evidence that needs have been met and tangible outcomes achieved.
- c. **Local Growth and Regeneration** – a statement i) identifying the geographical area(s) that the institution considers to be its local area;

explanation of how needs of the local area(s) that relate to economic growth and regeneration are identified; and description of the targeted activities undertaken by the institution to meet those needs and any outcomes achieved.

54. The narratives for 'Public & Community Engagement' and 'Local Growth and Regeneration' should focus on tangible activities undertaken mainly in the previous three academic years. We recognise that institutions may wish to refer to activities over a longer timescale, or anticipated future outcomes, however the main focus of the narrative should be on tangible activities undertaken over the last three years. The narrative covering institutional context has no such restrictions.
55. In line with the multiple purposes of the KEF, narrative statements should be written in jargon-free language that will be accessible to the following audiences:
- a. Higher education sector - for the purposes of understanding and benchmarking performance.
 - b. Business, third sector and other users of higher education knowledge - to provide a source of information about potential university partners and their strengths.
 - c. General public - for the purposes of transparency and public accountability.
56. During the development of the KEF dashboards, we will integrate the narrative statements to ensure that their purpose is clearly described and the information is accessible to a range of users.
57. The submission of narrative statements will be optional in this first iteration of the KEF. However, we believe that they add valuable contextual information and we would strongly encourage HEIs in receipt of HEIF funding to submit them. Please note that we will publish the metrics of all HEIs in receipt of HEIF regardless of whether the institution chooses to submit narratives for this first iteration. As emphasised in paragraph 5, this exercise aims to place minimal burden on participating institutions as all proposed KEF metrics will use existing data sources that are already collected via existing statutory returns or other means.

Narrative templates

58. All narrative statements will be submitted in the form of a Microsoft Word template to be provided by Research England. We encourage institutions to include

hyperlinks and graphical elements, which will be reproduced in the KEF results dashboard.

59. All activities and outcomes included must be evidenced. We reserve the right to audit statements to ensure the accuracy of the evidence provided.

60. We expect to publish the final narrative templates in February 2020, which will comprise of the following:

Institutional context

- a. A brief statement containing contextual information about the institution that is common across all perspectives. Length not exceeding one page and to include information of the HEIs choosing – e.g. information relating to mission, particular strengths, etc. This statement will also require submission of an email address which will act as an institutional point of contact for any queries arising as a result of publishing the KEF results.

Narratives in the perspectives of local growth and regeneration and Public & community engagement

- b. Submitted in the Microsoft Word template, not exceeding four pages in length.
- c. Three primary sections will comprise this narrative and will cover:
 - i. Identification of the [public and communities] or [geographic area(s)] served by the institution and their needs.
 - ii. Targeted activities undertaken to meet these needs
 - iii. Evidence of effectiveness and tangible outcomes achieved.

Presentation of results

61. The main objective of the KEF is to provide more easily accessible and comparable information on performance in knowledge exchange for multiple audiences. Data will be presented to avoid misinterpretation of results (e.g. as a sector-level ranking or league table). To aid clear and accurate interpretation of the results, the following steps will be taken:

- a. Explanatory notes will be published to aid understanding of the objectives of this exercise, and how the results should be interpreted.

- b. Perspectives will not be aggregated to provide a single overall 'score'.
 - c. The order of perspectives will not affect the visual perception of the performance of an institution i.e. performance will not appear more positive or negative if the order of perspectives is changed within the chart displaying headline results. This will be achieved through the use of a polar area chart for the 'headline' KEF result.
 - d. The overarching institutional narrative statement will be included on the primary KEF results dashboard.
 - e. Research England will provide further contextual information about the external environment in which the HEI operates that should be considered when interpreting results. This contextual information will be in the form a standard set of indicators at the LEP-region level.
62. Results will be presented through an online visualisation platform displaying perspectives and underlying metrics, as well as narrative statements and contextual information.
63. The visualisation will consist of a set of interactive dashboards similar in nature to those previously published (see https://youtu.be/lcq_B7DeLwY). The primary dashboard will provide an overview of individual HEI results compared with their cluster average and include the overarching institutional narrative. Subsequent dashboards will allow users to explore the data underlying the 'headline' results in various ways.
64. Metrics under each perspective will be summed and expressed as a decile rank – i.e. as falling into one of 10 values, each representing 10% of English HEIs. For example, the top 10% of institutions would be assigned a decile rank of 10, the bottom 10% of institutions would be assigned a decile rank of 1.
65. The data underpinning the perspectives for each HEI will be presented in an appropriate chart with a scale in deciles and relative to the average decile rank of the cluster group. Each of the seven perspectives will be given equal weighting and visual prominence where differences in the number of metrics under each perspective will not affect the visual prominence.
66. Where narratives are provided for the perspectives of 'Public and Community Engagement' and 'Local Growth and Regeneration', these will be presented alongside the decile ranking making it clear that metrics should be read in conjunction with the narrative and not considered in isolation.

Annex A – Institutions in scope for the KEF

Note: Providers without shading in the table below are in receipt of HEIF and therefore their metrics will be published in summer 2020 regardless of whether narrative statements are submitted. Providers shaded in blue are eligible for HEIF funding but did not receive an allocation in 2019/20 as they did not meet the threshold for funding. These institutions' metrics will not automatically be published unless the institution informs us of its intention to participate as described in paragraph 7 of this document.

UK Provider Reference Number	Institution
10000163	AECC University College
10000291	Anglia Ruskin University Higher Education Corporation
10000385	Arts University Bournemouth, the
10007162	University of the Arts, London
10007759	Aston University
10007850	The University of Bath
10000571	Bath Spa University
10007152	University of Bedfordshire
10007760	Birkbeck College
10006840	The University of Birmingham
10000712	University College Birmingham
10007140	Birmingham City University
10007811	Bishop Grosseteste University
10006841	The University of Bolton
10000824	Bournemouth University
10007785	The University of Bradford
10000886	University of Brighton
10007786	University of Bristol
10000961	Brunel University London
10000975	Buckinghamshire New University
10007788	University of Cambridge
10001143	Canterbury Christ Church University
10007141	University of Central Lancashire
10007848	University of Chester
10007137	The University of Chichester
10001478	City, University of London
10001653	The Conservatoire for Dance and Drama
10007761	Courtauld Institute of Art
10001726	Coventry University
10007822	Cranfield University
10006427	University for the Creative Arts
10007842	The University of Cumbria
10001883	De Montfort University
10007851	University of Derby

10007143	University of Durham
10007789	The University of East Anglia
10007144	University of East London
10007823	Edge Hill University
10007791	The University of Essex
10007792	University of Exeter
10008640	Falmouth University
10007145	University of Gloucestershire
10002718	Goldsmiths' College
10007146	University of Greenwich
10007825	Guildhall School of Music & Drama
10040812	Harper Adams University
10080811	Hartpury University
10007147	University of Hertfordshire
10007148	The University of Huddersfield
10007149	The University of Hull
10003270	Imperial College of Science, Technology and Medicine
10003324	Institute of Cancer Research: Royal Cancer Hospital (The)
10007767	University of Keele
10007150	The University of Kent
10003645	King's College London
10003678	Kingston University
10003758	Lamda Limited
10007768	The University of Lancaster
10007795	The University of Leeds
10003854	Leeds Arts University
10003861	Leeds Beckett University
10003863	Leeds Trinity University
10007796	The University of Leicester
10007151	University of Lincoln
10006842	The University of Liverpool
10003956	Liverpool Hope University
10003945	The Liverpool Institute for Performing Arts
10003957	Liverpool John Moores University
10003958	Liverpool School of Tropical Medicine
10007784	University College London
10007797	University of London
10007769	London Business School
10004048	London Metropolitan University
10004063	The London School of Economics and Political Science
10007771	London School of Hygiene and Tropical Medicine
10004078	London South Bank University
10004113	Loughborough University
10007798	The University of Manchester
10004180	Manchester Metropolitan University
10004351	Middlesex University

10004511	National Film and Television School (The)
10007799	University of Newcastle upon Tyne
10007832	Newman University
10007138	University of Northampton, The
10001282	University of Northumbria at Newcastle
10004775	Norwich University of the Arts
10004797	Nottingham Trent University
10007154	University of Nottingham, The
10007773	The Open University
10007780	The School of Oriental and African Studies
10000936	University College of Osteopathy (The)
10007774	University of Oxford
10004930	Oxford Brookes University
10007801	University of Plymouth
10005127	Plymouth College of Art
10007155	University of Portsmouth
10007775	Queen Mary University of London
10005389	Ravensbourne University London
10007802	The University of Reading
10007776	Roehampton University
10005523	Rose Bruford College of Theatre and Performance
10009292	Royal Academy of Dramatic Art
10007835	The Royal Academy of Music
10005545	The Royal Agricultural University
10007816	The Royal Central School of Speech and Drama
10007777	Royal College of Art (The)
10007778	Royal College of Music
10005553	Royal Holloway and Bedford New College
10007837	Royal Northern College of Music
10007779	The Royal Veterinary College
10007156	University of Salford, The
10007157	The University of Sheffield
10005790	Sheffield Hallam University
10006022	Solent University
10007158	University of Southampton
10037449	University of St Mark & St John
10007843	St Mary's University, Twickenham
10007782	St. George's Hospital Medical School
10006299	Staffordshire University
10014001	University of Suffolk
10007159	University of Sunderland
10007160	The University of Surrey
10007806	University of Sussex
10007161	Teesside University
10008017	Trinity Laban Conservatoire of Music and Dance
10007163	The University of Warwick
10006566	The University of West London



10007164	University of the West of England, Bristol
10007165	The University of Westminster
10003614	University of Winchester
10007166	University of Wolverhampton
10007139	University of Worcester
10007657	Writtle University College
10007167	University of York
10007713	York St John University

Annex B - Metric selection and testing

Potential metrics have been selected following testing against the following principles:

- Useful – data are informative and say something useful about KE activity
- Robust – data are from reliable sources, collected to high standards
- Universal – Data are relevant or applicable to most institutions expected to take part in the KEF, but also paying particular regard to RE being asked to design a KEF accessible to the whole of the UK to participate in, if they wished. For example, are the proposed metrics of equal relevance to institutions in the devolved nations?
- Timely – the collection of the data is consistent and recurring (not one off or infrequent)
- Specific – data are specific enough so that they relate to the actions/strategies enacted by universities in KE

